

2526

Sparx Guide for Parents

Sparx Homework Timetable

Year Group	When is Sparx Homework Set?	When is Sparx Homework due?
Year 11	Tuesdays at 4pm	Tuesdays at 8am
Year 10	Tuesdays at 4pm	Tuesdays at 8am
Year 9	Mondays at 4pm	Mondays at 8am
Year 8	Thursdays at 4pm	Thursdays at 8am
Year 7	Wednesdays at 4pm	Wednesdays at 8am

HOMEWORK CLUB RUNS EVERY LUNCHTIME IF YOU NEED HELP WITH SPARX:

Room A110 for Year 7- 9

Fishbowl Year 10 -11

What is Sparx?

sparx



- Sparx is an online platform we use to deliver maths homework to students.
- Sparx **personalises** each child's homework, creating a weekly set of questions tailored to their level of understanding and learning pace.
- The questions are designed to be achievable whilst offering the stretch that learners need to **make progress**.
- Each question is accompanied by a **video** to demonstrate how to complete the style of question being asked.
- Each week, topics are **set by your child's maths teacher** and will make up the majority of the homework questions.
- Questions from previous topics will also be included in the homework so that students can keep **practising** the skills they have learned.
- Students can also complete **independent learning** on Sparx.



Working through Sparx

How to complete work

- Click the homework that is due next
- Watch the video first, taking notes in your Sparx booklet. Remember to write down the book code.
- Start the task, writing down your working in your Sparx Maths booklet
- Once finished, write down your answer

If your child is stuck

- Encourage them to re-watch the video and copy down more examples
- **Tell your child to attend homework club which runs every lunchtime in B129 (Year 7-9) or the Fishbowl (year 10-11)**
- Email your maths teacher

Our Expectations

- Students should watch the whole video before completing the task
- Students should complete 100% of their Compulsory tasks by 8am on the day it is due
- Students bring in their Sparx Booklet completed to a high standard on the day Sparx is due
- If students complete their homework before the deadline they will receive positive points on their RFL cards
- If students don't complete 100% of their compulsory Sparx work, they will receive a detention on the day it was due

FAQS

How can I help my child with their homework?

We appreciate that you will of course want to support your child with their home learning but please try not to help them with a question until they've had a go first! It is really important that they complete their homework independently, and that questions are marked as correct. The system will start to ask more difficult questions and questions are likely to get much harder much faster every week. Homework is set to your child's current level. They can watch the support video if they need to. This way, Sparx can make sure your child continues to see homework that's at the right level for them.

Why does my child need to achieve 100% compulsory homework completion?

Sparx Homework is deliberately designed to help students really get to grips with and understand the concepts and skills they are learning by ensuring they cover the essential building blocks needed to make progress in maths. Sparx' research (sparx.co.uk/evidence) has shown that an average of 60 minutes a week of this type of personalised maths home learning leads to clear progress. It is therefore advised that students do their homework as early as possible, so they have the time to have a go themselves and seek help from their teacher if needed. Homework is not marked as complete until all of the compulsory questions have been answered correctly, so starting early is key to finishing before hand-in time.

You can keep track of your child's homework completion in the weekly email you will receive from Sparx.

What if they have finished their homework?

Once they have completed 100% of the compulsory tasks, we strongly recommend they do the XP boost tasks to help you deepen their understanding.

We hope you agree that Sparx will play an exciting and important role in helping your child's understanding, success and confidence in maths to grow

Getting logged on to Sparx

- Go to <https://sparxmaths.com/> click login in the top right corner, and select student login.
- Here they will be asked to start typing the name of their school before being prompted to select it from a dropdown list.
- Usernames are usually “firstnamelastname” with no spaces.



Compulsory

1 new
1 started

XP Boost

2 new

Target

2 new

**Practice
using Sparx**

Independent
Learning

You must correctly answer all these questions before we consider your homework to be complete and ready to be handed in. Your Compulsory homework contains questions around the topic(s) set by your teacher, plus a smaller number of revision questions and questions around topics that you've recently covered. The questions are tailored to your level of understanding. Homework is due in at 3pm on the day shown.

▶ Homework due Wednesday 18th August 3pm

6%

▶ Homework due Wednesday 18th August 3pm

New

Compulsory

1 new
1 started

Compulsory homework is the work that must be completed for the week that we are in. Always do this first! You must get each question correct. There is a video to help you on each question

XP Boost

2 new

Both XP points and Target questions will give you more XP points than compulsory – as long as you have 100% completion for compulsory

Target

2 new

Practice
using Sparx

If you get a question wrong you need to retry that question. Watch the video again. Pause it on the trick bit and take notes. Try the question again.

Write the bookwork code again in your homework booklet and start the question again. Mark your answers with a tick or a cross with your purple pen

The screenshot shows the Sparx homework interface. At the top left, there is a back arrow, the Sparx logo, and the text "Homework Task 2: Item D". At the top right, it shows "0 XP", a user profile for "Sam Sparx", and a "MENU" button. Below the header, there is a white box containing the text "Bookwork code: F50" and a "Calculator not allowed" icon. The main area of the interface is white and displays a large red "X" inside a grey circle, with the word "Incorrect" written in large red letters below it.

Bookwork Check

What is the correct answer for this bookwork code?

Bookwork code: F50

120

907

14

18

3

1.7

I didn't write this down

Submit >

Sometimes you will be asked to complete a bookwork check.

You must answer the correct answer that you wrote down for that bookwork code. This should be all written in your Sparx booklet!

Bookwork Check ?

Failed

You will have to do that question again. Remember to write down your answers alongside the bookwork code!

Continue to next question >

If you don't do this you are very likely to fail the bookwork check. You will need to go back and answer that question again.

Bookwork Check

Passed

Well done, Sam! You passed the bookwork check.

[Continue to next question >](#)

If you complete the bookwork check like we have shown you, you are more likely to complete your homework quickly.

There is 60 minutes worth of homework set every week. Do a little each day.

If you do not complete your homework by 8am Wednesday, you will receive a catch-up detention that day.

sparx Homework

113 XP

Sam Sparx

MENU

Compulsory



XP Boost

1 new

Targets




1 new

You must correctly answer all of the questions in your Compulsory Homework before your hand-in deadline. These questions are chosen for you individually.

▼ Homework due Wednesday 22nd August

Completed

Homework Task 1	<div style="width: 100%; height: 10px; background-color: #90EE90;"></div>	Completed
Homework Task 2	<div style="width: 100%; height: 10px; background-color: #90EE90;"></div>	Completed
Homework Task 3	<div style="width: 100%; height: 10px; background-color: #90EE90;"></div>	Completed
Homework Task 4	<div style="width: 100%; height: 10px; background-color: #90EE90;"></div>	Completed
Homework Task 5	<div style="width: 100%; height: 10px; background-color: #90EE90;"></div>	Completed
Homework Task 6	<div style="width: 100%; height: 10px; background-color: #90EE90;"></div>	Completed

<p>Item A</p>  <p>Seek Help</p>	<p>Item B</p>  <p>Retry</p>	<p>Item C</p>  <p>Correct</p>	<p>Item D</p>  <p>Correct</p>	<p>Item E</p>  <p>Correct</p>
--	--	--	--	--



If you see a 'seek help' sign, this is the ideal time to email your teacher. But the system will allow you to keep attempting to answer.

Polite warning! It's tempting when you are busy to get a parent /carer/aunty etc. to 'help'. Be very careful. The system will start to ask more difficult questions. It is personal to you. Your friend might have different questions. If a parent answers your questions are likely to get much harder much faster every week.
Your homework is set to your level